



The best support for great results

PRODIESEL

• Reliable. Direct gear transmission pump actuated by the vehicle PTO;

• Supply with higher performance, 250 lpm in basic version or up to 500 lpm (optional);

• Efficiency proven in fuel filtering and metering systems;

Suitable and efficient in specific and qualified supply of fuels in machinery operating in field or construction site



TECHNICAL CATALOG



Download a QR Code on your smartphone, read the code below and learn more



Register in www.gascom.com.br and receive our newsletters.

PRODIESEL IN USE



BASIC COMPONENTS



GREAT RESULTS IN THE FOLLOWING SECTORS




Mining



Sugarcane








Infrastructure

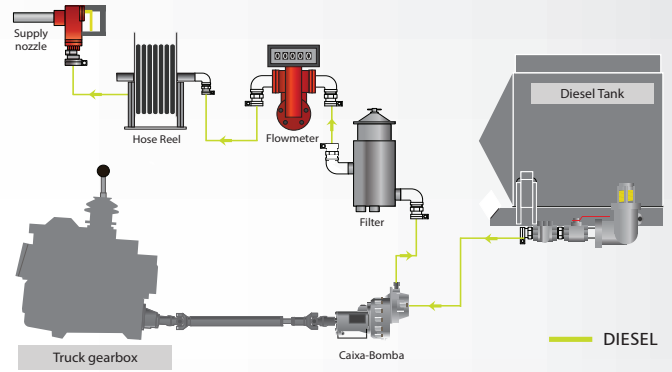


Forestry

FEATURES

-  Stores
-  Transports
-  Filters
-  Controls (measures consumption)
-  Supplies:
 - ▣ Diesel;
 - ▣ Biodiesel;
 - ▣ Other fuels and biofuels (on request)

FLOWCHART



CAIXA-BOMBA: THE HEART OF PRODIESEL

Simple:

Exclusively mechanical, the drive and transmission assembly combines robustness with simplicity, both constructive and operational. It is comprised of a rotation and torque multiplier gearbox that is direct coupled in a centrifugal pump.

Reliable:

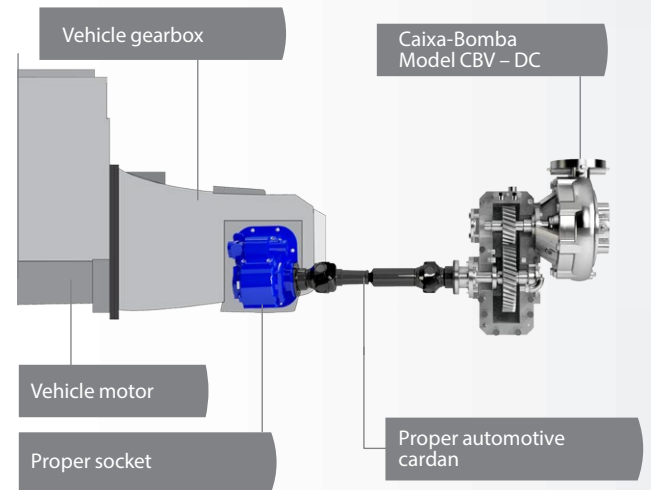
It lets you capture the exchange and transfer pump for continuous power, better than any other system, with the advantages of not requiring adjustments, stretches and constant lubrication.

Reliable.

It provides a low level of breakage and unwanted stops, because the transmission between the socket and the gearbox is made directly by an automotive homokinetic cardan.

Versatile:

It has various transmission/multiplication ratios, always matching the best pump performance with the best torque and rotation spots in the vehicle engine/Chassi.



HIGHLIGHTS




Diesel supply assembly comprised of: Centrifugal pump, mechanical seal, mechanical flow meter, 99.75% accuracy, approved by Inmetro, Ø1 ¼"x10m hose reel and supply nozzle (basic).



Cartridge type diesel filter, water and particles eliminator, 2-filtering stage hydrophobic coalescent paper element, 5 micra, water drain and saturation indicator.


MINIMUM PERFORMANCE (FLOW)

Optional




Flow: 100 (l/min)
Unloading hose: Ø1" x 10 m

Optional




Flow: 140 (l/min)
Unloading hose: Ø1" x 10 m

Basic



Flow: 250 (l/min)
Unloading hose: Ø1. 1/4" x 10 m

Optional



Flow: 500 (l/min)
Unloading hose: Ø1.1/2" x 10 m

Av. Marginal Sérgio Cancian 5293

Phone: +55 16 2105 3622

CEP [ZIP code]: 14176 503 - Sertãozinho SP

comercial@gascom.com.br | www.gascom.com.br



The best support for great results